



How to apply for NEE- I/NEE- II/NEE- III for NEE - 2025

Before filling up the online application form, candidates must read the instructions given below very carefully. For any assistance please feel free to contact our **HELP LINE NO.: 0141169130**
Helpdesk Timing: Monday - Friday:(10 AM to 6 PM),and on Saturday (10 AM to 4PM) Excluding Holidays.

For any query, candidate can also send an email to :- infonerist@gmail.com

A) Candidates must apply for NEE-2025 **"ONLINE"** ONLY by logging in the website www.neeonline.ac.in.

- a) Candidates must follow the instructions strictly as appear in the instruction panel.
- b) Candidates can fill up the entire form in one session or enter one part of the information and save and complete the same at a later stage within the due dates of filling and submitting the form. Candidates are requested to carefully check all the data entered before final submission of form. Any error may lead to rejection of their application at any stage of time.
- c) **Be careful while filling up each of the fields or selecting an option from the drop down menu such as reservation code** etc. For example, a list of Reservation code is mentioned along with the relevant field so that you can select the correct Reservation code based on your state and category.
- d) **Candidates appearing in the qualifying examination in 2025 are also eligible to apply. However, they must produce mark sheets/grade cards/pass certificates on the day of counselling/admission. Other wise their selection will be cancelled.**
- e) Online application can be done within **15/01/2025 and 03/04/2025.**
- f) Application fee is **Rs. 1000/-**+Payment gate way charges/bank transaction charges for SC/ST/PD candidates, and **Rs. 1,500/-**+Payment gate way charges/bank transaction charges for GENERAL/ OBC/ EWS candidates. **Application Fee Paid is non-refundable/Non-transferable any case.**
- g) **After the final submission of application form, no changes can be made by the applicant in her/ his online application.**
- h) **Request for change of any kind of data such as category, centre of examination, etc. Shall summarily be rejected. Application once submitted shall be final.**



Guide lines to fill up the Online Application Form

NORTH EASTERN REGIONAL INSTITUTE OF SCIENCE & TECHNOLOGY

Academic Session 2025-2026

Applicants are required to keep the following things ready before applying:

1. An E-mail ID for registration and for receiving all future correspondence till the admission process is over and subsequently, if admitted.
2. One Mobile Number to receive SMS based notifications/communications related to the online application; Admit card etc till the admission process is over and subsequently, if admitted.
3. Facility with internet connectivity.
4. A recent **scanned** pass port sized colour photograph (for scanning and uploading in ".JPEG/.JPG" format only. File size of scanned photograph should not be more than 100 KB).
5. Your **scanned** signature using **Blue/ Black** pen on white sheet (for scanning and uploading in ".JPEG/.JPG" format only. File size of scanned photograph should not be more than 100 KB).
6. Access to an online payment facility/service such as:
 - a) Net Banking
 - b) Credit card
 - c) ATM-cum-Debit card

Important Notes for all applicants

1. A print out of the submitted complete Application form is to be retained with the candidate, which is to be submitted at the time of counselling/admission, if selected.
2. Original certificates issued by the competent authority supporting you're filled in details will Be asked from you ONLY at the time of Counselling/admission. If data provided in the online application is not supported by appropriate documents then your application/claim for admission shall be summarily rejected.



Steps to be followed for filling the online application


The entire process of filling online application form can be completed in below mentioned 9 steps.

The steps are -

1. Register yourself for the online application process at the North Eastern Regional Institute of Science and Technology(Application Portal–www.neeonline.ac.in)
2. Activate your online Application with the E-mail ID and Your Activation Code ; send it to your submitted Email ID/Mobile No in registration process.
3. Selection of the Program Type & Program Name and check eligibility.
4. If the applicant confirms the eligibility criteria and continues the Program, the next web page appears. The applicant is required to click on “Application Details”. The application form Will appear on the screen. The applicant is required to fillup the details in the application form.
5. In the next step, the applicant is required to upload scanned image file of his/her Photograph and Signature one by one [as specified in Para 4 & 5 above].
6. In the next step, the applicant is required to fill the Academic details.3
7. In the next step, the applicant is required to choose your Examination Centre preference
8. Once all the details are filled in, the candidate is required to Review the details entered and Confirm. No edit will be allowed once the application is confirmed.
9. Payment of fee's through online.

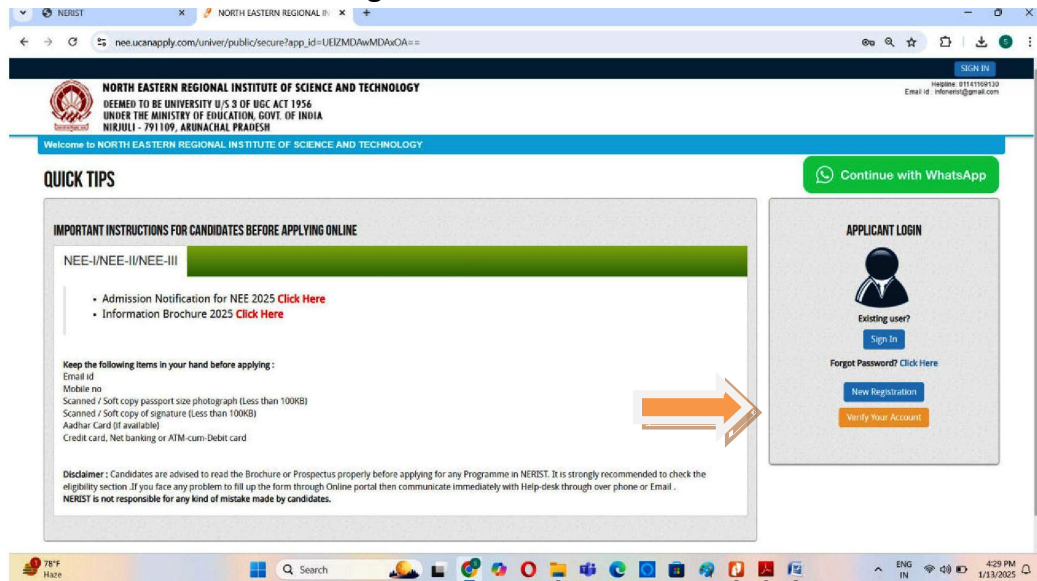
How to complete Registration on the North Eastern Regional Institute of Science and Technology (NEE) Admission Portal (www.neeonline.ac.in) for Online Application Process ?

Step 01 : Please click on "Online Application for NEE - 2025" button given on the home page of the NEE Application Portal.



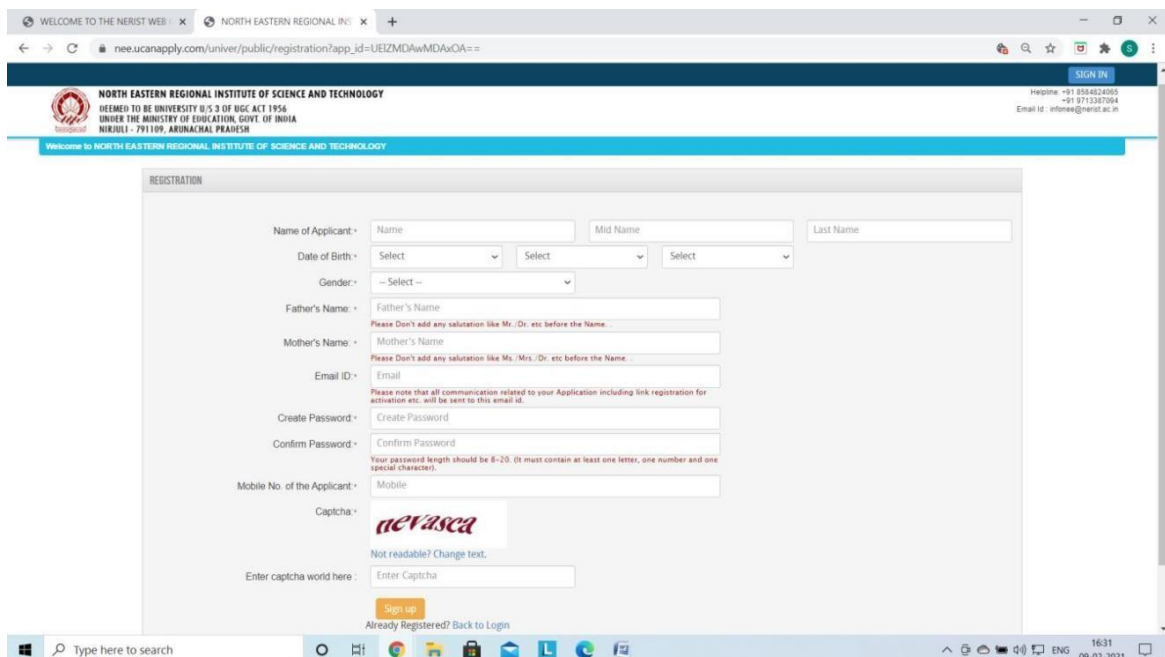


Step 02 : On clicking the link, you will be directed to a new page having an Applicant Login Box. Below the login fields there is a link "**New Registration**". Please click on this link.



Step 03 : Registration

When you click the link you will be shown a Registration Form asking for various details. Fields for information which is mandatory is marked with "Red coloured bullets" and is to be essentially filled up. These fields cannot be left blank. Once you fill the details, you can click on the "Signup" button at the bottom for completing the registration process.



****** Here Password and Confirm Password is most sensitive part, both should be same otherwise it will show error like the following,



The screenshot shows a registration form with two error messages. The first error message is: "Password and confirm password does not match!". The second error message is: "Password and confirm password does not match!". The form fields include: Password, Confirm Password, Name of Applicant, Date of Birth, Father's Name, Mother's Name, Address, and Mobile No. of the Applicant. The mobile number is 9522220670. The form also has a "Sign up" button and a link to "Already Registered? Back to Login".

** Here Mobile no also most sensitive part, Mobile no should be 10 digit other wise it will show error like the following,

The screenshot shows a registration form with an error message: "- The Mobile must be 10 digits.". The form fields include: Email ID (bidhanroy.it@gmail.com), Password, Confirm Password, Name of Applicant (Bidhan, Mid Name, Roy), Date of Birth (08, August, 1983), Sex (MALE), Father's Name (M M Roy), Mother's Name (Mrs. P roy), Address (Chatakai, Dum Dum, Kolkata, Pin -700074), and Mobile No. of the Applicant (952222). The form also has a "Sign up" button and a link to "Already Registered? Back to Login".

NOTE : PLEASE NOTE THAT DETAILS SUBMITTED DURING REGISTRATION CANNOT BE CHANGED LATER. SO MAKE SURE YOU DO NOT MAKE ERRORS IN THE INFORMATION YOU FILLIN THIS FORM.



The screenshot displays the registration process on the NERIST website. The top part shows the registration form with a 'REGISTRATION DETAILS' pop-up window. The bottom part shows the 'REGISTRATION SUCCESSFUL' confirmation message.

REGISTRATION DETAILS

Email ID:-	sandip@learningspiral.co.in
Name of Applicant:-	Sandip Kumar Dan
Date of Birth:-	01 / 01 / 2006
Gender:-	MALE
Father's Name:	P K Dan
Mother's Name:	Gita Dan
Mobile No. of the Applicant:-	9830199639

Please check all your filled details carefully before confirming.

[Confirm](#) [Change](#)

Gender: MALE
Father's Name (-): P K Dan
Mother's Name: Gita Dan
Mobile No. of the Applicant: 9830199639
Captcha: euforico

Enter captcha word here: euforico

REGISTRATION SUCCESSFUL

Your registration for NORTH EASTERN REGIONAL INSTITUTE OF SCIENCE AND TECHNOLOGY Online Application Portal has been accepted. You will receive one confirmation Email soon containing an activation link and Login Details. Open your email account and click on the activation link given in Mail or at Login Page for completing the registration process and start filling up your online form.

अनलाइन आवेदन पोर्टल NERIST के लिए आपका पंजीकरण स्वीकार किया जा रहा है। आपको पंजीकरण लिंक और लॉगिन विवरण भेजा एक पुष्टिकरण ईमेल प्राप्त होगा। पंजीकरण प्रक्रिया को पूरा करने के लिए अपना ईमेल खाता खोलें और मेल में या लॉगिन पृष्ठ पर दिए गए सक्रियण लिंक पर क्लिक करें और अनलाइन फॉर्म भरें।

[Do check your SPAM Mail/ JUNK Mail folder just in case the email gets categorised as SPAM by your email service provider !]

Please follow the instructions in the email for proceeding further with your NORTH EASTERN REGIONAL INSTITUTE OF SCIENCE AND TECHNOLOGY Application Portal online application process..

You are requested to check your email and SMS for OTP

[Back to Home page](#)

Step 04 : Activation and validation of Registration

- 1) On successful submission of registration details, you would be shown a confirmation message on the screen. You will also **receive an e-mail** on the e-mail ID provided by you in the Registration Form and a validation code on your registered **mobile number**. This email will contain an **activation link**. You need to click on this activation link to confirm and complete your registration process.



CP-LSNRST

5:40 PM

Dear Candidate, Your registration has been successfully completed and the verification code is **390848** - LSPL

Copy OTP

Note : This confirmation and activation link e-mail might land up in your "Spam Folder" or "Junk Folder". So, in case you do not find the registration confirmation e-mail in your "Inbox", please check your "Spam Folder" or "Junk Folder". If you find the e-mail from infonerist@gmail.com in your "Spam Folder" or "Junk Folder", please report it as "Not Spam" and/or add the same to your contactlist so that the subsequent e-mails from infonerist@gmail.com always come in your Inbox. Always check your "Spam Folder" or "Junk Folder" for e-mails from the NEE Admission Portal.

- 2) Click on this activation link received in the e-mail. Your account will not be activated until you have clicked on this activation link, **so, do not forget this important step.**
- 3) On clicking the activation link, you will be directed to the validation page in which you are required to give the validation code sent on your registered mobile number. Enter the validation code received on your registered mobile number to complete the registration process.



Preeti Verma <preeti.verma@gmail.com>

Active your registration for NEE ONLINE APPLICATION

2 messages

Admin <nerist.lspi@gmail.com>

To: preeti.verma@gmail.com

Thu, 19 Jul 2023, 04:16:56 PM

Dear PREETI

Thank you for showing interest for admission into NORTH EASTERN REGIONAL INSTITUTE OF SCIENCE AND TECHNOLOGY for the academic session

The details as submitted by you during the process of registration is given below:

Name : PREETI VERMA

Email : preeti.verma@gmail.com

Your Activation Code : 905330

Important Instructions for activation of Registration on the NORTH EASTERN REGIONAL INSTITUTE OF SCIENCE AND TECHNOLOGY Application Portal

1. In order to proceed further it would be essential to activate your NORTH EASTERN REGIONAL INSTITUTE OF SCIENCE AND TECHNOLOGY Application Portal registration [Click Here to Verify/Activate](#)

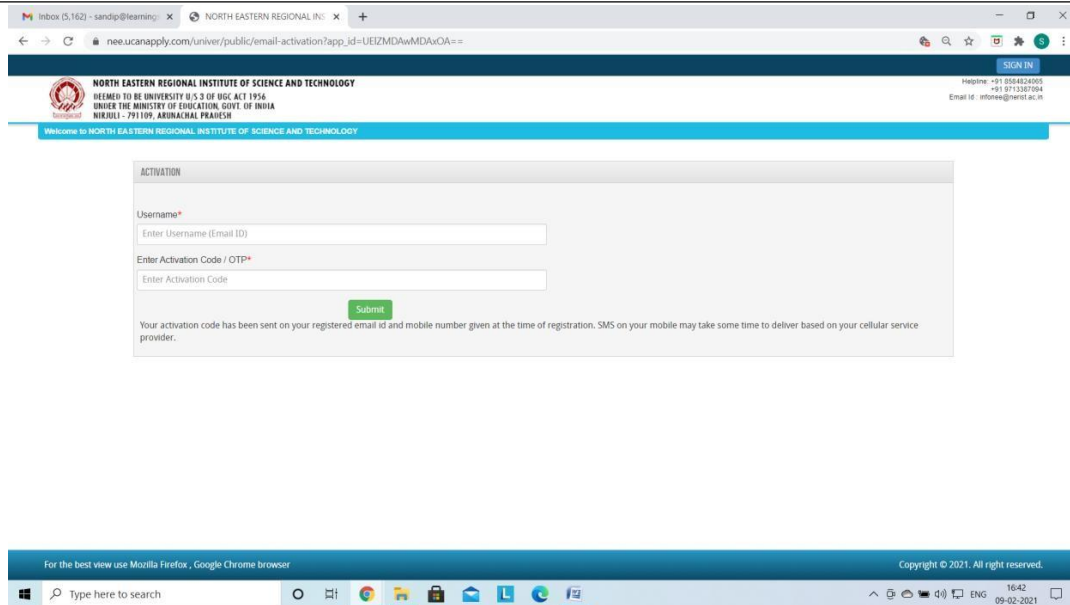
2. For activating your registration and proceeding forward click the link below NORTH EASTERN REGIONAL INSTITUTE OF SCIENCE AND TECHNOLOGY

3. In case of difficulty please contact neeadmin@gmail.com

4. It is advised that you keep a printout of this mail for record for easy reference to your registered e-mail id.

Online Support Services

NORTH EASTERN REGIONAL INSTITUTE OF SCIENCE AND TECHNOLOGY

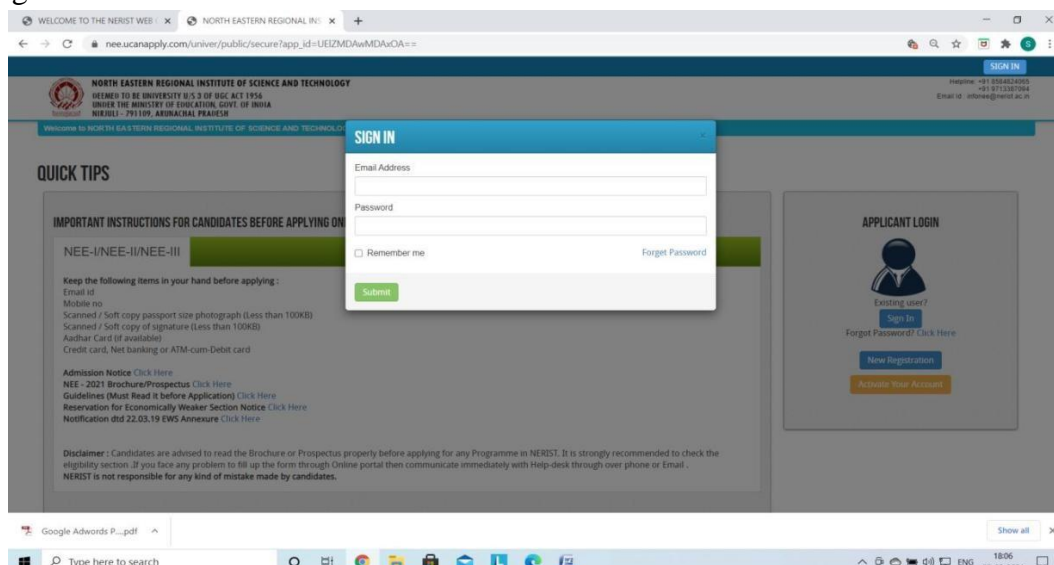


- 4) On successful validation, you will be allowed login and directed to My Application Section. Select the course of your choice and start filling up the application form online.



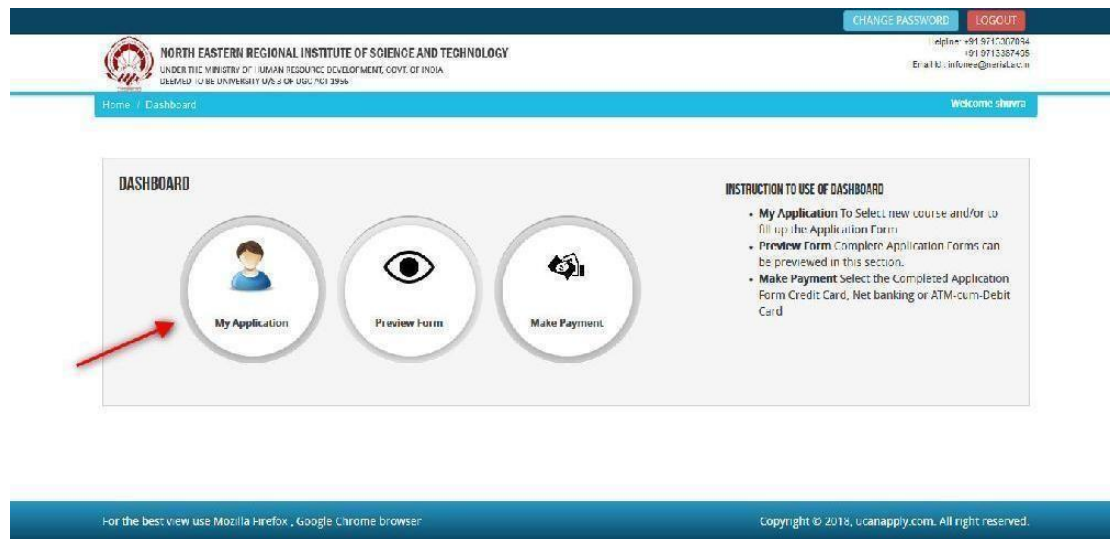
Step 05 : Application Process

- A. After activation and validation of your Registration on the North Eastern Regional Institute of Science and Technology (NEE) Admission Portal (www.neeonline.ac.in), you can log in into the programme.

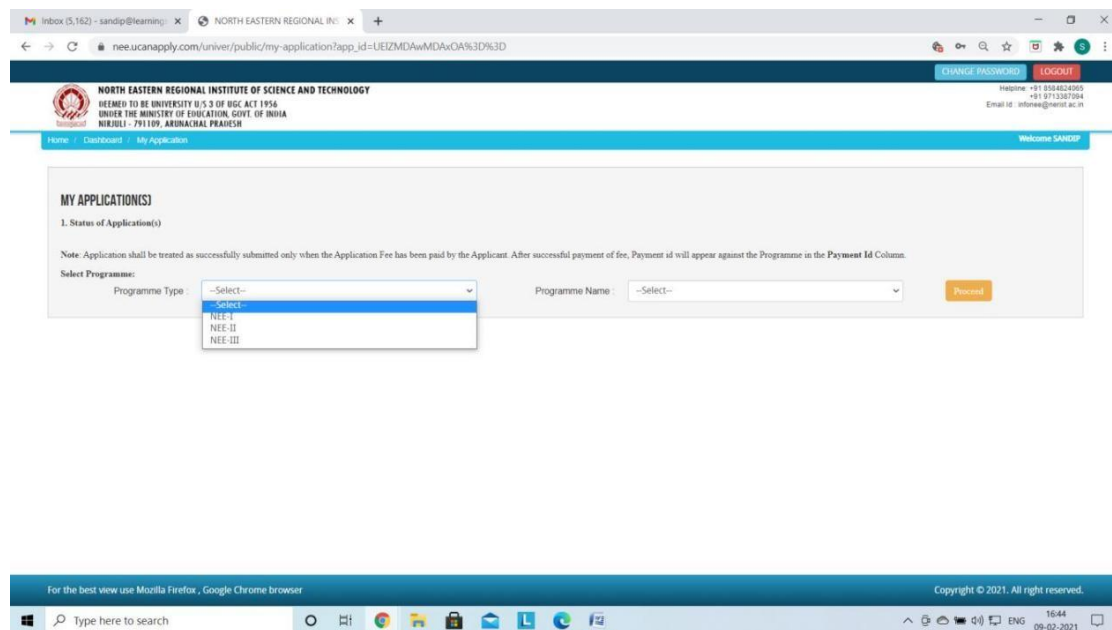




After login you will be able to see dashboard and click "My Application"



Then you will be able to see following page with the title "Status of Applications".



- B. Please select your programme type, school and preferable first programme from the drop down boxes given at the bottom. Check the eligibility and in case you are eligible for the course click the check box given below regarding confirmation of the terms and conditions and the eligibility to proceed further for filling up the application form by clicking "Add Programme" button.



ELIGIBILITY CRITERIA

Maximum Age Limits as on 31st July, 2021 are 30 years for the students of the general category (GE) (born on or after 1st August, 1991), 33 years for OBC and female applicants (born on or after 1st August, 1988) and 35 years for ST/SC/PD (born on or after 1st August, 1985).

Academic Qualifications for NEE-III:

Applicants must have passed/appeared the 3-year Diploma course from any Government recognized polytechnic / institution in the respective or **allied discipline/ branch as per the Appendix - I** given in this Information Brochure with a minimum of 60% marks considering aggregate marks of all the three years' together/CGPA of 6.5 on a 10 point scale or NERIST Diploma Module with a minimum of CGPA 6.0. Those applicants who do not possess their qualifications as per the disciplines/branches mentioned in Appendix-I are not eligible for the admission.

I have read the prospectus and confirming the above eligibility conditions.

[Add The Programme](#)

[Cancel](#)

Step 06 : How to fill up the Application form after I have selected the Programme I wish to apply

- After you have added the first programme of your choice and come to the above screen, on clicking, following form will appear on the screen. Some of its fields would be pre-filled with the details you gave at the time of registration. Fill up other required details correctly.

APPLICATION INFO

Application Status

Application Detail ✓

Upload Photo And Signature *

Academic Detail *

Document Detail *

Examination Center *

Preview And Confirm *

[Back to My Application](#)

STATUS OF SUBMITTED APPLICATION(S)

APPLICANT DETAILS FOR BASE (CERTIFICATE) MODULE OF TECHNOLOGY STREAM (AE/CE/ECE/EE/ME) : NEE-I

Stage	Description	Status
1	Application Detail	Incomplete *
2	Upload Photo And Signature	Incomplete *
3	Academic Detail	Incomplete *
4	Document Detail	Incomplete *
5	Examination Center	Incomplete *
6	Preview And Confirm	Incomplete *

For the best view use Mozilla Firefox , Google Chrome browser

Copyright © 2021. All right reserved.

Note : Mandatory fields have been marked with red-asterisk. They are to be essentially filled up before you will be allowed to 'Save' of the form.



CHANGE PASSWORD LOGOUT

Helpline: +91 9713387904
+91 9713387465
Email id: info@nerist.ac.in



NORTH EASTERN REGIONAL INSTITUTE OF SCIENCE AND TECHNOLOGY
UNDER THE MINISTRY OF HUMAN RESOURCE DEVELOPMENT, GOVT. OF INDIA
DEEMED TO BE UNIVERSITY U/S 3 OF UGC ACT 1956

Home Dashboard Application Detail

Welcome shuvra

APPLICATION INFO

Back to My Application

- Application Status
- Applicant Details
- Upload Photo And Signature
- Academic Detail
- Examination Center
- Preview And Confirm

APPLICANT DETAILS FOR DIPLOMA MODULE OF TECHNOLOGY STREAM (AE/CE/CSE/ECE/EE/ME) (10-2 WITH PCM) : NEE-II

Candidate Name: shuvra Mid Name: ganguly

Father's Name: S ganguly

Mother's Name: D ganguly

Category: - Select -

Physically Challenged: - Select -

Date of Birth: 12 October 1995
22 years, 9 months, 19 days (as on 31-07-2018)

Gender: FEMALE

Nationality: - Select -

Religion: - Select -

State of Domicile: - Select -

Reservation of seats: - Select -

Marital Status: - Select -

Aadhaar card No: Aadhaar card No

Are you NERIST Student?: - Select -

PERMANENT ADDRESS

Building/House No:

Landmark:

City/Town/Village:

Post Office:

District:

State: - Select -

PIN:

Father/Guardian Mobile No:

LandLine Phone: Std code

CORRESPONDENCE ADDRESS SAME AS PERMANENT ADDRESS

Building/House No:

Landmark:

City/Town/Village:

Post Office:

District:

State: Select

Pin:

Father/Guardian Mobile No:

LandLine Phone: Std code

Email:

Save & Continue



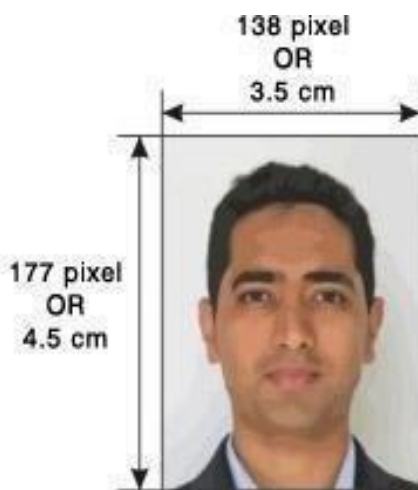
II. After you have filled up all the required fields of the 'Applicant Details', Click on the 'Save & Continue' button given at the bottom of the page (as shown above).

Note : For details related to specific fields in the application form, eligibility condition, number of seats, fee etc. please refer to the Information Bulletin available on the North Eastern Regional Institute of Science and Technology (NEE) Admission Portal (www.neeonline.ac.in)

III. After filling up application click the 'Save and Continue' Button given at the bottom.

Photo & Signature upload :

To upload the image file of you scanned passport size colour photograph and signature, click the button 'Upload Photograph and Signature' button available on the left panel. On clicking, you Will see the following screen : (Your **scanned pass port photo should be** within 3.5×4.5cm in size, file size should be less than 100KB.)



If you are facing any problem to upload your photo or rejected by the system then we are requested you to resize your photo as per the sample images shown here. To re size your scanned photo please follow the following steps:

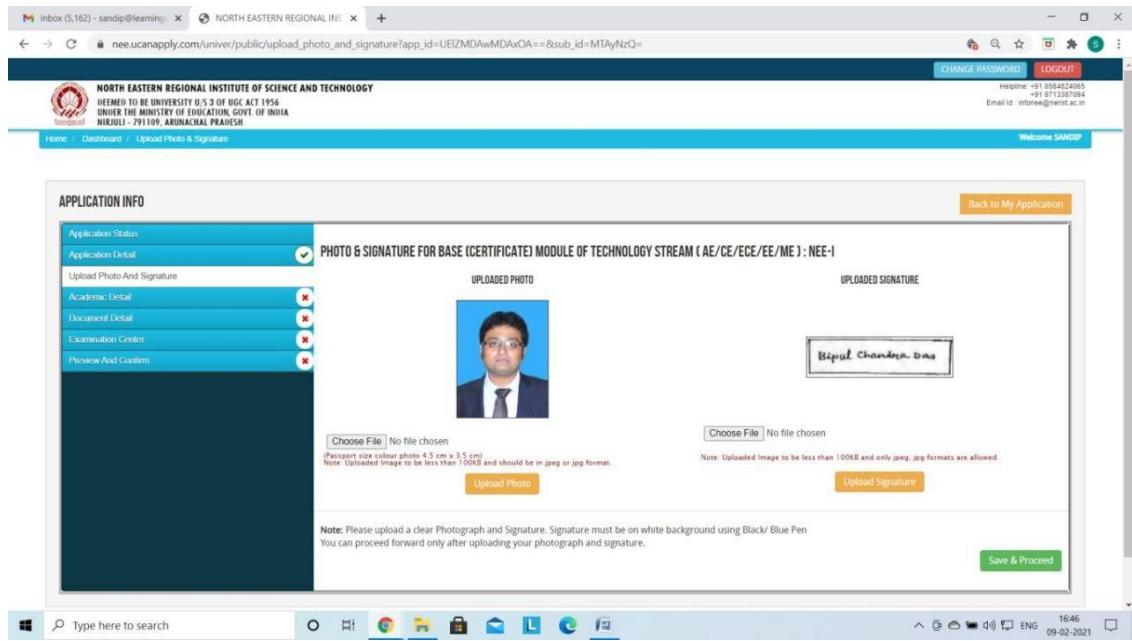
1. Right click on the scanned photo file→ Open with→ Microsoft Office Picture Manager
2. Then look at the top menus, Click Picture→ Resize
3. Now look at the right panel, Select the radio button Custom width x height, And write width=138px, height=177px. Then Click OK to complete.
4. If you are not able to do this properly, then you can try 'Crop' feature for the 'Picture' menu
5. Then save the file

For the best view use Mozilla Firefox , Google Chrome browser

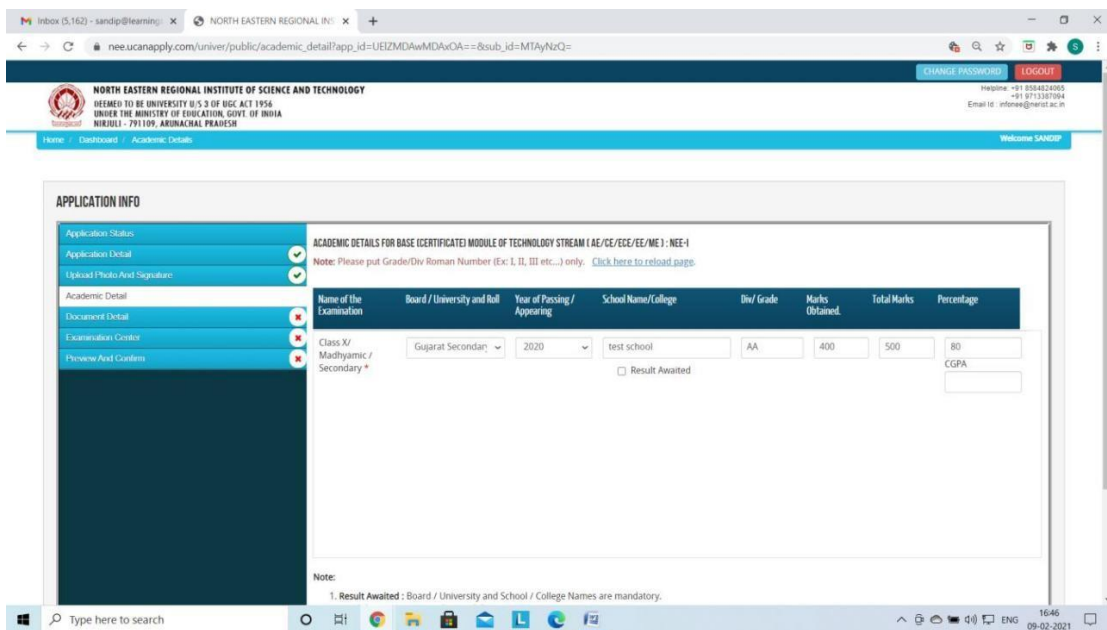
Copyright © 2018, ucanapply.com. All right reserved.



- IV. Choose the image file (".JPEG/.JPG" format ; photo should be within 4.5×3.5cm in size, file size not more than 100kb) of your scanned pass port size photo graph and signature and click the button 'Upload Photo' and 'Upload Signature' button given below the Box. After you have successfully uploaded the photo graph and signature, you will see the following page :



- V. After filling up application click the 'Save and Proceed 'Button given at the bottom you have filled up all the required fields of the 'Academic Details', here you add your passed examination details and Click on the 'Save' button.







VI. In the next stage, the candidate has to choose the “Preferred Examination Centre” and click on the 'Save & Continue' button.

The screenshot shows a web browser window displaying the application form for the North Eastern Regional Institute of Science and Technology. The 'EXAMINATION CENTER PREFERENCE' section is active, showing two preference options: 'Namsai' and 'Zero'. A green 'Save & Continue' button is located below the preferences. The interface includes a navigation menu on the left and a top header with the institute's name and contact information.

Once the applicant completes filling up all the above mentioned stages of the Application Form, the complete Application Form will be opened. In case he/she wants to edit some details, he/she can do so, by clicking the 'Back' button. To confirm the details entered, the candidate has to check the box and click on the 'Confirm & Submit' button. **Once confirmed, it can not be edited further.**




NORTH EASTERN REGIONAL INSTITUTE OF SCIENCE AND TECHNOLOGY
DEEMED TO BE UNIVERSITY U/S 3 OF UGC ACT 1956
(UNDER THE MINISTRY OF EDUCATION, GOVT. OF INDIA)
NIRJULI (ITANAGAR), ARUNACHAL PRADESH
PIN - 791 109



Application ID: NE03114805275
Payment ID: FEE NOT PAID

**Application for Admission to
B. Tech (10+2 with PCM)
NEE-II :**

01. Name of the Candidate:		SANDIP KUMAR DAN				
02. Father's Name :		Mr. PK DAN				
Mother's Name:		Mrs. GITA				
03. Permanent address						
Building/H.No: 13 pa , opposite b bhawan, City: itanagar, PO: nirjuli, Dist: papum pare, State: Arunachal Pradesh , Pin: 791109. Mobile No: 9007090090						
04. Category :		EWS				
05. Address for Communication						
Building/H.No: 13 pa , opposite b bhawan, City: itanagar, PO: nirjuli, Dist: papum pare, State: Arunachal Pradesh , Pin: 791109. Mobile No: 9007090090, Email Id: sandip.dan@gmail.com						
06. Date of birth:		01/ February /2008				
Marital Status:		Single				
Gender:		Male				
Religion:		Hindu				
07. Educational Qualifications :						
Name of Examination	Name of Board/ University	Year of Passing	Division/Class	School Name/College	% of marks	CGPA
Class XI/ Madhyamic / Secondary	Central Board of Secondary Education, Delhi	2022	1	abcd	89	
10+2/ Higher Secondary (PCM)	Central Board of Secondary Education, Delhi	2022		abcd		
Result Awaited In:			10+2/ Higher Secondary (PCM) (Central Board of Secondary Education, Delhi)			
08. Employed:		No				
09. State of Domicile :		Assam				
10. Reservation Code :		2101 - UR(Unreserved) (Open Category) PRC Holder of Assam.				
11. NERIST Student :		No				
12. Physically Challenged:		No				
13. Exam Centre Preferences :		1) Shillong. 2) Tezpur.				
I certify that the above statements are true. Undertake: a) The information given above is true and complete to the best of my knowledge and belief, and if any of it is to be incorrect at any stage, my admission shall be liable to be cancelled. b) To abide by the provisions of the Act, Statutes, Ordinances, Regulations and Rules of the Institute failing which the Institute may take appropriate action against me.						 Signature of the candidate
Date: 04-01-2024						

N.B.All notices regarding admission will be available in the Institute website (https://nerist.ac.in).

Proceed To Payment
Back




पूर्वोत्तर क्षेत्रीय विज्ञान एवं प्रौद्योगिकी संस्थान

NORTH EASTERN REGIONAL INSTITUTE OF SCIENCE AND TECHNOLOGY


DEEMED-TO-BE-UNIVERSITY UNDER THE MINISTRY OF EDUCATION, GOVT. OF INDIA

NIRJULI - 791109, ARUNACHAL PRADESH

For the other subject system will go for **Applicant Form View** page. Here you can check all information which you have entered in your application process. If everything is ok then click the button " **I CONFIRM THE ABOVE**" & Click "**Confirm & Submit**" button.



NORTH EASTERN REGIONAL INSTITUTE OF SCIENCE AND TECHNOLOGY
UNDER THE MINISTRY OF HUMAN RESOURCE DEVELOPMENT, GOVT. OF INDIA
(DEEMED TO BE UNIVERSITY U/S 3 OF UGC ACT 1956)
NIRJULI (ITANAGAR), ARUNACHAL PRADESH
PIN - 791 109



Application for Admission to
Base (Certificate) Module of Technology Stream (AE/CE/ECE/EE/ME)
NEE-I

01. Name of the Candidate:		DAN				
02. Father's Name :		Mr. P K DAN				
Mother's Name:		Mrs. GITA DAN				
03. Permanent address Building/H.No: 13 a Pathuria Ghata Street, opp binani bhawan, City: kolkata, PO: Beadon Street, Dist: kolkata, State: West Bengal , Pin: 700006 Mobile No: 9830199639						
04. Category:		GENERAL (UR)				
05. Address for Communication Building/H.No: 13 a Pathuria Ghata Street, opp binani bhawan, City: kolkata, PO: Beadon Street, Dist: kolkata, State: West Bengal , Pin: 700006 Mobile No: 9830199639. Email Id: sandip dan@gmail.com						
06. Date of birth:		01/ January /2004				
Marital Status:		Single				
Gender:		Male				
Religion:		Hindu				
Economically Weaker Sections (EWS) :		No				
07. Educational Qualifications :						
Name of Examination	Name of Board/ University	Year of Passing	Division/Class	School Name/College	% of marks	CGPA
Class X/ Madhyamic / Secondary	Gujarat Secondary & Higher Secondary Education Board, Gandhi Nagar	2020	AA	test school	80	
08. Employed		No				
09. State of Domicile :		Manipur				
10. Reservation Code :		3101 - UR(Unreserved) PRC holders of Manipur.				
11. NERIST Student :		No				
12. Physically Challenged:		Yes (9229) (67%)				
13. Exam Centre Preferences :		1) Namsai. 2) Ziro.				
I certify that the above statements are true. I Undertake: a) The information given above is true and complete to the best of my knowledge and belief, and if any of it is to be incorrect at any stage, my admission shall be liable to be cancelled. b) To abide by the provisions of the Act, Statutes, Ordinances, Regulations and Rules of the institute failing which the Institute may take appropriate action against me.			Date: 09-02-2021		<div style="border: 1px solid black; padding: 5px; display: inline-block;"><i>Bipul Chandra Das</i></div> Signature of the candidate	

N.B.All notices regarding admission will be available in the Institute website (<https://nerist.ac.in>)

After that system will show you the "**Proceed to Payment**" button to complete the payment.



Step 07 : How to pay the Application Fees ?

You will get drop down for "**Payment Type**" here you can get ONLINE Payment type. Click here to make payment. On clicking you will see the following screen.

SELECT APPLICATION(S) FOR PAYMENT OF APPLICATION PROCESSING FEE

Applicant Name : Sandip Kumar Dan
 Email-ID : sandip.dan@gmail.com
 Mobile No. : 9830199039

LIST OF COMPLETED APPLICATION(S) GIVEN BELOW

APPLICATION ID	Programme Name	Amount	Payment Type
NE194032274	Base (Certificate) Module of Technology Stream (AE/ICE/EE/ME)	Rs. 8000	ONLINE

Credit Card Debit Card Internet Banking
 In case your previous transaction is not updated then click this button to process such previous payments.

[Refresh Previous Payment](#)

APPLICATION PROCESSING FEE RATES PER APPLICATION

Items for	Fees
Application Fees	Rs. 8000
Credit Card Payment Gateway Charges: 2.431% of the fees	Rs. 15.00
Total	Rs.8115.00

[Proceed to Pay](#)

[Pay Now & Submit Application](#)

Note: Candidate have to submit the University Copy of the Admission Processing Form along with paid challan.
 Candidates must wait for at least 24 hours to get update about the success of payment. Please check your mail for Payment success mail received. Please inform us to the helpline email only after 24 hours and proper checking about any issues related to payment updation. While informing us in our mail id please do not forget to mention your email id through which you have registered, the application form id and your phone number.

For the best view use Mozilla Firefox, Google Chrome browser. Copyright © 2018. ucanaapply.com. All right reserved.

You can select the applications for which you want to pay the NEE Application Portal Online Fee by clicking "ONLINE" the check box given in the bottom left for "Select to pay". You have option of paying NEE Online Fees [using Credit Card/Debit Card/Net Banking] through payment gateway available on the Portal [by clicking "Proceed to Pay"].



SELECT APPLICATION(S) FOR PAYMENT OF APPLICATION PROCESSING FEE

Applicant Name : SANDIP KUMAR DAN
 Email-ID : sandip.dan@gmail.com
 Mobile No. : 9830199039

PLEASE SELECT "PAYMENT TYPE" FROM LIST OF COMPLETED APPLICATION(S) GIVEN BELOW:

APPLICATION ID	Programme Name	Amount	Payment Type
NE3114805274	Base (Certificate) Module of Technology Stream (AE/ICE/EE/ME)	Rs. 1500	ONLINE

Credit Card Debit Card Internet Banking
 In case you have already tried to make payment, then press the "Refresh Previous Payment" button and check the "My Application" page for the payment status. If payment ID is not displayed, then please make the payment again.

[Check Previous Transactions](#)

APPLICATION PROCESSING FEE RATES PER APPLICATION

Payment details	Fees
Application Fees	Rs. 1500
Services Charges	Rs. 37.50
Total	Rs. 1537.50


[Activate Window](#) [Proceed to Pay](#)

On clicking "**Proceed to Pay**", following screen will appear. Here you can check your summary and payment amount etc. Once you click "**Pay Now & Submit Application**" button then system will go



for payment to your banking website. After a successful payment you will get Payment Successful message. And your application process is complete.

[CHANGE PASSWORD](#) [LOGOUT](#)

 **NORTH EASTERN REGIONAL INSTITUTE OF SCIENCE AND TECHNOLOGY**
DEEMED TO BE UNIVERSITY U/S 3 OF UGC ACT 1956
UNDER THE MINISTRY OF EDUCATION, GOVT. OF INDIA
NIRJULI - 791109, ARUNACHAL PRADESH

Helpline : +91 8548242426
+91 92822131768
Email Id : info@neerist.ac.in

Home / Dashboard / Payment Welcome SANDIP KUMAR DAN

ONLINE PAYMENT

To proceed with the payment please click on the 'Pay Now Submit Application' button below or in case you want to cancel the payment process then click on the 'Cancel' button. Please note that NO changes in the details furnished by you in the Application form would be possible once you make the payment of Fee.

Summary of Candidate :

Name:	SANDIP KUMAR DAN
Email:	sandip.dan@gmail.com
Mobile Number:	9830199639

Summary of the amount and TDR charges :

As per Banking / Payment Gateway rules, you would be also required to pay the online payment charges (TDR) in addition to the Application Fee as per the details given below:

Amount Payable:	Rs. 1500
Payment Charges (TDR):	Rs. 37.5
Total Amount to be paid:	Rs. 1537.50

[Pay Now](#) [Cancel](#)

Note: Printout of the submitted online application form is to be retained by the candidate, the same has to be submitted along with the self-attested copies of supporting documents and the online application fee paid receipt at the time of counselling / admission, if selected.

After successful payment you can take the **Print** of the form and **Save** for future correspondence.

This will complete your online application form submission.